

# PRE LOSS PROS

DOCUMENT TODAY. DEFEND TOMORROW.

---

## SAMPLE PLP CONDITION REPORT

Public Excerpt - Representative Format

Prepared to demonstrate presentation style, tone, and overall report structure without disclosing proprietary workflow, pricing, internal file methods, or client-sensitive details.

### REPRESENTATIVE EXCERPT

Formatting, tone, and section order only

### CLIENT-FACING ONLY

No internal SOP or pricing shown

Pre Loss Pros | Sample report excerpt for qualified client review

# Overview Narrative

This sample PLP Condition Report excerpt is provided to demonstrate the presentation style, visual hierarchy, and objective reporting tone used in a typical Pre Loss Pros deliverable. It is intentionally shortened and generalized for public review. Certain identifiers, deeper exhibit methods, and supporting archive practices have been omitted or simplified in this sample.

A full PLP condition report is prepared as a visual, non-invasive baseline record of observable property conditions present at the time of inspection. Findings are stated in restrained, location-specific language and are intended to reduce ambiguity regarding visible condition, extent, and inspection-date context.

<b>Client / Requested By</b>	Representative Client Name (redacted)
<b>Property Type</b>	High-value mixed-use / executive office sample
<b>Inspection Type</b>	Visual, non-invasive baseline condition documentation
<b>Inspection Date</b>	Sample only - date generalized
<b>Weather / Conditions</b>	Representative fair-weather conditions
<b>Report Use</b>	Format demonstration for qualified review only

## High-Level Observations (Representative)

<b>Overall visible roof condition</b>	Representative sample language: no material distress of note observed from accessible vantage points during this abbreviated demonstration excerpt.
<b>Primary observable concerns</b>	None emphasized in this public excerpt; full reports identify notable visible conditions by location and category where applicable.
<b>Moisture indicators observed</b>	No active leakage or fresh moisture-related staining emphasized in this representative sample excerpt.

*This public sample is designed to show tone and organization, not the full depth of supporting documentation or internal workflow used on a live matter.*

# Representative Condition Summary

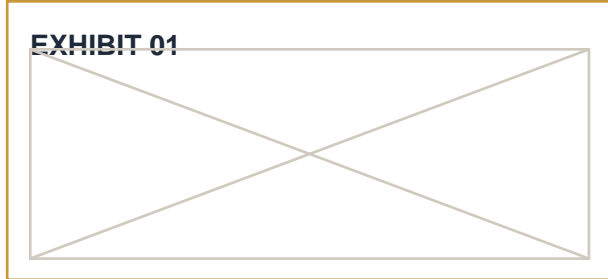
Below is an abbreviated example of the observation style used in a PLP condition report. In a live file, each section would be supported by location-specific photographs and additional narrative where warranted.

Section	Representative observation style
<b>Roof &amp; Drainage</b>	Accessible roof-related components, drainage points, and visible transitions are documented in objective terms tied to the inspection date and vantage obtained.
<b>Exterior Envelope</b>	Exterior elevations, penetrations, transitions, cladding, and visible sealant conditions are recorded in photo-supported narrative by area.
<b>Interior Surfaces</b>	Primary interior rooms and circulation areas are documented in orderly progression to preserve visible condition context.
<b>Wet Areas &amp; Plumbing Indicators</b>	Wet areas are reviewed for visible staining, finish disruption, sealant separation, and other apparent moisture-related indicators where accessible.
<b>Mechanical / Support Areas</b>	Accessible support areas may be photographed and summarized where relevant to the visual baseline record.

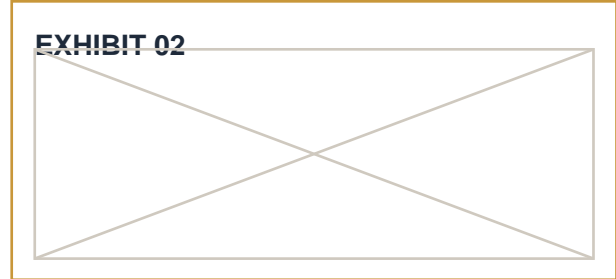
**Public-sample note.** Proprietary sequencing logic, deeper file-handling methodology, and certain supporting archive practices are not included in this excerpt.

# Representative Photo Exhibit Layout

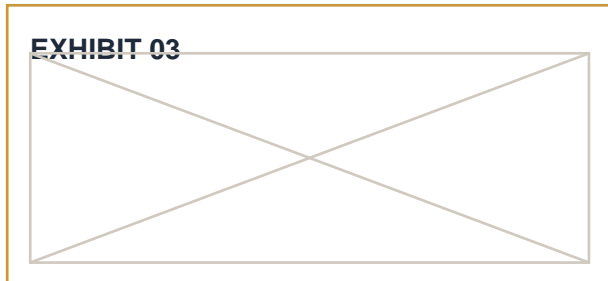
The page below demonstrates the visual treatment of a curated photo exhibit sheet without disclosing client-identifying imagery or the full archive method used in live files.



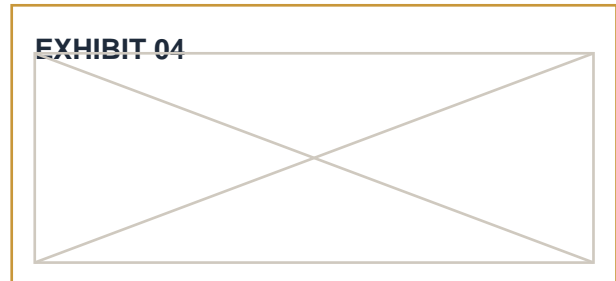
Representative exterior overview - front approach



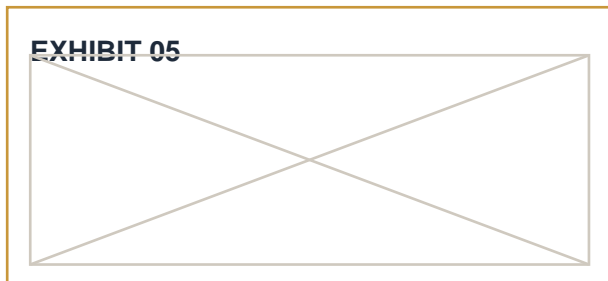
Representative exterior overview - side elevation



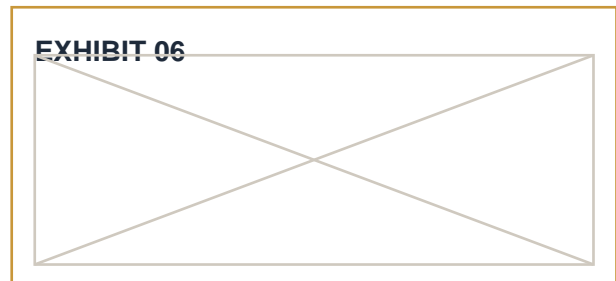
Representative interior overview - principal room



Representative detail - finish / transition



Representative wet-area overview - finish context



Representative support area / mechanical vicinity

In live matters, selected images are captioned and sequenced to preserve spatial logic, visible condition context, and review readability. The full supporting digital image set may be retained separately from the polished report package.

## Scope Boundaries and Use of This Sample

This excerpt is intended to help prospective clients understand the tone, formatting, and overall presentation of a PLP condition report. It is not a full live-file deliverable.

Pre Loss Pros documentation is visual and non-invasive in nature. It does not interpret insurance coverage, determine claim value, provide engineering conclusions, or offer legal advice.

Where staining, deterioration, or moisture-related conditions are observed in a live matter, such conditions are described as observable indicators only unless a conclusion is plainly supportable and within scope.

Supporting exhibits, archive practices, file-transfer procedures, and other backend methods may be maintained separately and are not fully described in this public sample.

### Qualified review options

For attorney, board, manager, or owner review, a separate redacted sample package can be prepared with deeper representative content while preserving client confidentiality and internal operating methods.

Prepared for website sample use and qualified prospect review.